



# Wenlock's Weekly Round-Up

This Terms Value is:

Hope



'With God's love, we are lights for the world.'

## KEY DATES

- **4<sup>th</sup> May** - Bank Holiday (May Day)
- **11<sup>th</sup> - 14<sup>th</sup> May** - SATS Week - Good Luck Y6!
- **18<sup>th</sup> May** - LegoLand trip Year 6
- **19<sup>th</sup> May** - Welcome to Wenlock Yr 2 Parent meeting
- **20<sup>th</sup> May** - class school photos
- **22<sup>nd</sup> May** - **Last Day of Summer Term 1**
- **1<sup>st</sup> June** - **BACK TO SCHOOL, 8:30**
- **1<sup>st</sup> June - 5<sup>th</sup> June** - Y4 times table check. Good luck, Y4!
- **9<sup>th</sup> June** - Seaside Trip Yr 3 & 6
- **11<sup>th</sup> June** - Seaside Trip Yr 4 & 5
- **12<sup>th</sup> June** - Camping, Year 4, at Wenlock
- **19<sup>th</sup> June** - Singing spectacular - Choir
- **23<sup>rd</sup> June** - Summer Disco, Years 3, 4 and 5s
- **26<sup>th</sup> June** - 60<sup>th</sup> Anniversary Summer Fair 2:30 - 4:30
- **30<sup>th</sup> June** - Meet the teacher event - 3:30
- **1<sup>st</sup> July** - Duxford Air Museum Trip Year 6
- **2<sup>nd</sup> - 3<sup>rd</sup> July** - Chiltern Yr 6 to Yr 7 transition days
- **3<sup>rd</sup> July** - Transition Day all classes, School Reports sent to parents
- **10<sup>th</sup> July** - School Council and Ambassadors visit the Houses of Parliament
- **14<sup>th</sup> July** - Year 6, Leavers Service, Year 6 parents invited
- **17<sup>th</sup> July** - Last day of Term, Half Day, 1:30 Finish
- **18<sup>th</sup> July - 1<sup>st</sup> September** - **SUMMER HOLIDAYS**
- **2<sup>nd</sup> September** - **BACK TO SCHOOL, 8:30 AM**

## ATTENDANCE

Congratulations to **Lunar** for achieving **99.64%** attendance before half term! Fantastic effort! Keep it up! Our school attendance target is **97%** each week., our school attendance was **93.16%**

### Remember:

- 1 day off = 5 lessons missed
  - 1 week off = 25 lessons missed
- Regular attendance is key to your child's learning and progress.

## MESSAGE FROM OUR HEADTEACHERS

Dear Wenlock Families,

Welcome to our New Year 2 Families! We're delighted to welcome all our new Year 2 families joining us in September as they move into Year 3. We're especially excited to have so many brothers and sisters joining our school community!

### Uniform Reminder

Please remember that children should wear either our summer uniform (white polo shirt with no tie, blue and white checked dress, etc.) or our active uniform. Please note that general sportswear *is not permitted*.

### Looking Ahead

We have lots of exciting events and activities planned for the coming weeks. Check the WRU each week. These will be wonderful opportunities for children to be rewarded for their consistently amazing behaviour and hard work throughout this year.

For those children who are falling short of our behaviour expectations, we ask that families work with them over the coming weeks to reflect carefully on their choices and how they can improve. This will help ensure everyone can fully participate in and enjoy the rewards and activities ahead.

Ms Burke - Head Teacher

Mrs Clark - Head of School





# OFSTED RESULTS

# 2026

*'Pupils love coming to this caring school' - OFSTED April 2026*

OFSTED said we have...

**Strong Standard Inclusion**

**The curriculum is broad and designed effectively**

**We 'prepare pupils well for their futures'**

**Leaders work closely with parents and carers**

*"Pupils learn that they are an important part of the school community."*

*OFSTED April 2026*

## Our report

Strong standard



Expected standard



Needs attention



**SCAN TO READ MORE**

 Beaconsfield Road, Luton, LU2 0RW

 Admin@wenlockacademy.co.uk

**Admissions**

 01582 730624

# ECO CLUB

WITH  
MISS BATES

THIS WEEK WE'VE BEEN...  
**RECYCLING**



This week, our Eco Club has been hard at work creating eye-catching posters to raise awareness about recycling. The children have also been brainstorming practical ways we can all do our bit to recycle more effectively at school. Their colourful posters are now displayed around the school to inspire everyone to recycle and help keep our environment healthy and clean.

22.04.2026

WENLOCK'S

# Cooking Club

With Miss Long



What have we been cooking up?  
Our Cooking Club has been creating delicious pizzas this week





# YEAR 4 SUMMER CAMPING

*3rd July 2026*

*Book On Arbor - £15 pp  
Takes place on school premises  
Only 35 places available*



## Activities

- Arts & Crafts
- Outdoor Games & Sports
- Campfire & Story Time
- Nature Exploration
- Music, Dance & Drama




# PARENT INFORMATION



## HOMWORK GRIDS

Homework grids for the Spring term are live on the website for year 3, 4, & 5, and they can be found under the Home Learning section.



## LONDON MARATHON

Everyone at Wenlock CE Academy would like to wish everyone taking part in the London Marathon this Sunday the best of luck. We extend an extra special Good Luck to Mr Clark, who is running his first marathon on behalf of APEC - Action on Pre-Eclampsia. We can't wait to hear all about it on Monday.



## PE TIMETABLE

**Omega:** Wednesday & Friday

**Alpha:** Wednesday & Friday

**Vesper:** Tuesday & Thursday

**Alina:** Tuesday & Thursday

**Aurora:** Tuesday & Thursday

**Stellar:** Wednesday & Thursday


**Lunar:** Wednesday & Thursday

**Solar:** Wednesday & Thursday

**Aquarium:** Tuesday & Friday

**Aviary:** Tuesday & Friday

**Arboreal:** Tuesday & Friday



## Lunch Money

Please top up dinner money payments in advance of your child having a school dinner.


The cost of school dinners is as follows:  
**£2.75 per day or £13.75 per week.**

If you have a query relating to dinner money payment, you can contact the finance team at:

[admin@wenlockacademy.co.uk](mailto:admin@wenlockacademy.co.uk)



# April



This term we will be focussing in school on the value HOPE.  
 We hope your family will find these ideas helpful as you explore the value and have fun together.

## TALK TOGETHER about Hope

The value **hope** is about much more than just wishing as hard as we can that things will be different. It is about believing that the world can be better and being prepared to do something!

The character Noah in the story opposite, was willing to look silly in front of his neighbours by building a huge boat even though he lived miles from the ocean, because he **hoped** and believed that God had a plan.

As a family you may want to talk about:

- your **hopes** and dreams for the future
- what you can do to make them happen
- what others need to do

## THINK TOGETHER Words of Wisdom

"Learn from yesterday, live for today,  
**hope** for tomorrow"

*Albert Einstein*



## READ TOGETHER...

### God's Special Promise

The world that God had made was a beautiful, colourful place – brimming with life and bursting with good things. It was his precious gift given with all his love. God **hoped** that people would care for it and care for each other but now they were doing just the opposite! They were quarrelling, fighting, and spoiling everything. God saw that there was only one thing to do; to begin all over again.

But God also saw that not everyone on the earth was wicked. There was one man and his family trying to do their best to look after the world and to look after each other and to listen to him. The man's name was Noah. God told Noah to build an ark – a huge, magnificent boat. Noah was mystified because he lived miles from the ocean and was not sure why he would ever need a boat. As word got around about the enormous boat Noah's neighbours made his life miserable with their taunts and jibes. Sometimes Noah was tempted to lose **hope**, but he knew from experience that he could trust God for the future, so he and his family kept on building.

When the work was finally finished God told Noah to gather two of every kind of creature as well as all his family together and set up home in the ark. It took a long time but Noah had to just keep on trusting God. And then the first raindrops began to fall, followed by showers, then torrents and finally floods. On and on it rained for forty days and forty nights. When Noah was beginning to lose **hope** of ever seeing the sun again, the rain suddenly stopped. Noah sent out a dove and when it did not return he knew that the bird had found dry land on which to build a nest. They were safe at last! And then a wonderful thing happened. God sent a rainbow - a beautiful, colourful bow in the sky. It was a sign of **hope** and promise. The world had been washed clean, and was all ready for a new beginning.

Bible story based on Genesis 6:1-9:17



## QUIZ Word Search

Find the words from the story of Noah.  
 12 creatures are also hidden in the word search. They were on the boat!

- |       |          |         |
|-------|----------|---------|
| NOAH  | CREATURE | FORTY   |
| ARK   | DAYS     | HOPE    |
| BOAT  | DOVE     | NEST    |
| BUILD | FLOODS   | PROMISE |
|       | GOD      | RAINBOW |
|       |          | WORLD   |

P	R	O	M	I	S	E	T
A	A	C	G	K	D	U	P
R	I	B	F	R	O	G	J
R	N	J	H	G	O	D	D
L	Q	R	O	B	O	A	T
G	O	A	T	O	U	A	M
D	L	R	O	W	Z	I	H
P	M	K	C	A	M	E	L
O	L	I	O	N	E	V	O
E	R	U	T	A	E	R	C
V	X	A	Y	G	I	R	A
F	F	E	B	Y	W		
K	A	N	S				
F	O	R	T	Y	T		
H	O	P	E	D	T	S	
X	N	E	L	F	E		
S	K	E	O	N			
C	A	R	B	E	Z	M	
F	F	E	B	Y	W		

## The Basket of Dreams

This beautiful sculpture is on the hills overlooking Lake Wakatipu in New Zealand. It is called the Basket of Dreams and is made from a spiral of steel. Spirals can remind us that we have a choice about the way we live. We can either travel inwards towards self-centredness where we only try to think of ourselves or we can travel outwards towards the world and other people.



## FAMILY FOCUS

### Spiral of Hope

Start with a circle of paper or light card and draw a spiral. On the spiral write a **hope** or dream that you have that will make the world a safer, cleaner or more healthy place to live. Cut along the lines until you get to the centre, leaving a circle in the middle. Make a hole in the middle so you can hang your spiral from a thread.

(You may want to practice drawing a good spiral on some scrap paper before you start.)



## FASCINATING FACTS

### Rainbows

After a shower of rain we sometimes see a magnificent rainbow arched across the sky.

- rainbows are the reflection of the sun in the rain droplets in the sky
- they are curved because raindrops are round
- they are multi-coloured because each raindrop splits the sunlight into a spectrum of colours
- the colours of the rainbow are always in the same order – red, orange, yellow, green, blue, indigo and violet – and red is highest in the sky
- an easy way to remember the order is using the mnemonic 'Richard Of York Gave Battle In Vain'. The first letter of each word is also the first letter of the colour.



## HALL OF FAME

### Sir David Attenborough

Sir David Attenborough is best known as a natural history film maker. He has made expeditions all over the world to watch and film wildlife in its natural habitat. His many TV documentary programmes have allowed us all to understand the wonder of nature and the importance of conserving the natural environment if species are to survive.

Sir David has shown us the impact humans have too often made on the natural world and the consequent

struggle of wildlife to survive. His **hope** is that we leave future generations a planet that is healthy and inhabitable by all species.



## HOME-SCHOOL CHALLENGE

### Make a 'hopes and dreams' catcher

Dream catchers are traditionally made from a looped willow branch onto which a net or web is woven. The net is then decorated with feathers, beads and other decorations. According to American Indian folklore, as we sleep, dreams are caught in the net and with the first rays of sunlight any bad dreams are burned away.

Find a long twig that can be bent and tied to make a hoop or frame. Use natural string or thread stretched across the frame to make the net and then decorate it creatively to catch all the **hopes** and dreams you can!

