



Wenlock's Weekly Round-Up

This Term's Value is:

Hope



'With God's love, we are lights for the world.'

KEY DATES

MESSAGE FROM OUR HEADTEACHERS

Dear Wenlock Families,

Although it has been a 4-day week, we have been busy preparing our Year 6 pupils for their End of Key Stage Two SATS tests next week. We are so proud of how hard all the children have worked and wish them all the best next week. Make sure they take the time to relax and rest this weekend.

A letter has gone out today to parents regarding the leadership of the school from September. In light of this news, we wish to reassure you that we will continue to work together to ensure a smooth transition for September, but please do come and speak to us if you have any questions.

A reminder that we are now in either our summer uniform (polo shirt/shirt, grey or black trousers/skirt/shorts or blue or grey summer dress) or our new active uniform.

Don't forget that on Monday we have our Meet the Caterers session with Aspens. They will be in school to answer any questions you may have and sample some of the food options available to the children at lunch times.

Wishing you all a peaceful weekend.

Ms Burke - Head Teacher
Mrs Clark - Head of School

ATTENDANCE

Congratulations to **Alpha** for achieving **99%** attendance last week! Fantastic effort! Keep it up! Our school attendance target is **97%** each week., our school attendance was **96.25%**



Remember:

- 1 day off = 5 lessons missed
- 1 week off = 25 lessons missed

Regular attendance is key to your child's learning and progress.





Meet the Caterers

We provide the catering at **Wenlock CofE Academy** and we would like to introduce ourselves to you.

Monday 11th May 2026 - 2.30pm-4.30pm

We will bring samples of the great food we provide the children at school and you will have an opportunity to ask the Aspens Catering Team any questions that you may have.

Look forward to seeing you there!



OFSTED RESULTS

2026

'Pupils love coming to this caring school' - OFSTED April 2026

OFSTED said we have...

Strong Standard Inclusion

The curriculum is broad and designed effectively

We 'prepare pupils well for their futures'

Leaders work closely with parents and carers

"Pupils learn that they are an important part of the school community."

OFSTED April 2026

Our report

Strong standard



Expected standard



Needs attention



SCAN TO READ MORE

 Beaconsfield Road, Luton, LU2 0RW

 Admin@wenlockacademy.co.uk


Admissions

 01582 730624

WENLOCK'S



Cooking Club

With Miss Long



What have we been cooking up?

This week we've been making our own pasta salad! We used fresh vegetables like peppers, tomatoes, and lettuce to make our pasta salad healthy and delicious.



SATS

100

WEEK 2026

11th-14th May

Good Luck to all our Year 6s in their
upcoming SATS.

Study hard!

Wenlock CE Academy

Good!
Luck!



YEAR 6 *LEGOLAND* *TRIP*



**To celebrate all of Y6's hard
work and completing their
SATS!**

**This trip is completely free!
Stay tuned for more
information**



Wenlock CE Academy

SEASIDE TRIP 2026

FREE

As a special thank you to all our children for their hard work and excellent behaviour during our recent Ofsted inspection, we're delighted to offer them a free school trip to Brighton Beach.

Contact us for more information
admin@wenlockacademy.co.uk



JOIN US FOR OUR

60th Anniversary Fair



DONATION
ON
ENTRY

Cash only

Join us for lots of fun,
including

- fun alley • face painting •
 - entertainment • food stalls •
- and much much more!



WENLOCK CE ACADEMY

VISIT ARBOR FOR MORE INFORMATION

CLASS PHOTO DAY

Winter Uniform (shirt and tie) OR Full Active kit

SCHOOL HALL


20TH MAY

9:30AM





YEAR 4 SUMMER CAMPING



Book On Arbor - £15 pp
Takes place on school premises
Only 35 places available



Activities

- Arts & Crafts
- Outdoor Games & Sports
- Campfire & Story Time
- Nature Exploration
- Music, Dance & Drama



SUMMER

Disco

MUSIC | FOOD | GAMES

Wenlock CE Academy



PARENT INFORMATION



HOMWORK GRIDS

Homework grids for the Spring term are live on the website for year 3, 4, & 5, and they can be found under the Home Learning section.



UNIFORM REMINDER

As the weather gets warmer and we move into summer, children will be taking off their jumpers during the day. Please make sure all uniform items, especially jumpers, are clearly labelled with your child's name.

Without a name label, we cannot return lost items to their owner. Thank you for your support.



PE TIMETABLE

Omega: Wednesday & Friday

Alpha: Wednesday & Friday

Vesper: Tuesday & Thursday

Alina: Tuesday & Thursday

Aurora: Tuesday & Thursday

Stellar: Wednesday & Thursday

Lunar: Wednesday & Thursday

Solar: Wednesday & Thursday

Aquarium: Tuesday & Friday

Aviary: Tuesday & Friday

Arboreal: Tuesday & Friday





Lunch Money

Please top up dinner money payments in advance of your child having a school dinner.

The cost of school dinners is as follows:
£2.75 per day or £13.75 per week.

If you have a query relating to dinner money payment, you can contact the finance team at:

admin@wenlockacademy.co.uk



MAY



This term we will be focussing in school on the value HOPE. We hope your family will find these ideas helpful as you explore the value and have fun together.

TALK TOGETHER about Hope

The value **hope** is about much more than just wishing as hard as we can that things will be different. It is about believing that the world can be better and being prepared to do something!

The character Noah in the story opposite, was willing to look silly in front of his neighbours by building a huge boat even though he lived miles from the ocean, because he **hoped** and believed that God had a plan.

As a family you may want to talk about:

- your **hopes** and dreams for the future
- what you can do to make them happen
- what others need to do

THINK TOGETHER Words of Wisdom

"Learn from yesterday, live for today,
hope for tomorrow"

Albert Einstein



READ TOGETHER...

God's Special Promise

The world that God had made was a beautiful, colourful place – brimming with life and bursting with good things. It was his precious gift given with all his love. God **hoped** that people would care for it and care for each other but now they were doing just the opposite! They were quarrelling, fighting, and spoiling everything. God saw that there was only one thing to do; to begin all over again.

But God also saw that not everyone on the earth was wicked. There was one man and his family trying to do their best to look after the world and to look after each other and to listen to him. The man's name was Noah. God told Noah to build an ark – a huge, magnificent boat. Noah was mystified because he lived miles from the ocean and was not sure why he would ever need a boat. As word got around about the enormous boat Noah's neighbours made his life miserable with their taunts and jibes. Sometimes Noah was tempted to lose **hope**, but he knew from experience that he could trust God for the future, so he and his family kept on building.

When the work was finally finished God told Noah to gather two of every kind of creature as well as all his family together and set up home in the ark. It took a long time but Noah had to just keep on trusting God. And then the first raindrops began to fall, followed by showers, then torrents and finally floods. On and on it rained for forty days and forty nights. When Noah was beginning to lose **hope** of ever seeing the sun again, the rain suddenly stopped. Noah sent out a dove and when it did not return he knew that the bird had found dry land on which to build a nest. They were safe at last! And then a wonderful thing happened. God sent a rainbow - a beautiful, colourful bow in the sky. It was a sign of **hope** and promise. The world had been washed clean, and was all ready for a new beginning.

Bible story based on Genesis 6:1-9:17



QUIZ Word Search

Find the words from the story of Noah. 12 creatures are also hidden in the word search. They were on the boat!

- | | | |
|-------|----------|---------|
| NOAH | CREATURE | FORTY |
| ARK | DAYS | HOPE |
| BOAT | DOVE | NEST |
| BUILD | FLOODS | PROMISE |
| | GOD | RAINBOW |
| | | WORLD |



The Basket of Dreams

This beautiful sculpture is on the hills overlooking Lake Wakatipu in New Zealand. It is called the Basket of Dreams and is made from a spiral of steel. Spirals can remind us that we have a choice about the way we live. We can either travel inwards towards self-centredness where we only try to think of ourselves or we can travel outwards towards the world and other people.



FAMILY FOCUS

Spiral of Hope

Start with a circle of paper or light card and draw a spiral. On the spiral write a **hope** or dream that you have that will make the world a safer, cleaner or more healthy place to live. Cut along the lines until you get to the centre, leaving a circle in the middle. Make a hole in the middle so you can hang your spiral from a thread.

(You may want to practice drawing a good spiral on some scrap paper before you start.)



FASCINATING FACTS

Rainbows

After a shower of rain we sometimes see a magnificent rainbow arched across the sky.

- rainbows are the reflection of the sun in the rain droplets in the sky
- they are curved because raindrops are round
- they are multi-coloured because each raindrop splits the sunlight into a spectrum of colours
- the colours of the rainbow are always in the same order – red, orange, yellow, green, blue, indigo and violet – and red is highest in the sky
- an easy way to remember the order is using the mnemonic 'Richard Of York Gave Battle In Vain'. The first letter of each word is also the first letter of the colour.



HALL OF FAME

Sir David Attenborough

Sir David Attenborough is best known as a natural history film maker. He has made expeditions all over the world to watch and film wildlife in its natural habitat. His many TV documentary programmes have allowed us all to understand the wonder of nature and the importance of conserving the natural environment if species are to survive.

Sir David has shown us the impact humans have too often made on the natural world and the consequent

struggle of wildlife to survive. His **hope** is that we leave future generations a planet that is healthy and inhabitable by all species.



HOME-SCHOOL CHALLENGE

Make a 'hopes and dreams' catcher

Dream catchers are traditionally made from a looped willow branch onto which a net or web is woven. The net is then decorated with feathers, beads and other decorations. According to American Indian folklore, as we sleep, dreams are caught in the net and with the first rays of sunlight any bad dreams are burned away.

Find a long twig that can be bent and tied to make a hoop or frame. Use natural string or thread stretched across the frame to make the net and then decorate it creatively to catch all the **hopes** and dreams you can!

