

Wenlock's Weekly Round-Up

'With God's love, we are lights for the world.'



This Terms Value is:

TRUST

KEY DATES

- **Wednesday 18th November** Y3 Information evening re: trip to Celtic Harmony 3.45pm
- **Monday 2nd December** Y3 trip to Celtic Harmony
- **Thursday 5th December** Winter Disco - 3.30 to 7.00pm
- **Friday 13th December** Wenlock Winter Wonderland in School 3.00 - 5.00pm
- **Tuesday 17th December** Nativity at St. Mary's Church - Y3 Parents warmly invited, 10.00am
- **Tuesday 17th December** Christmas dinner and Christmas Jumper day
- **Wednesday 18th December** Y3 and Y4 Believe and Achieve awards 9.15am
- **Thursday 19th December** Y5 and Y6 Believe and Achieve awards 9.15am
- **Friday 20th December** Last day of term 1.45pm finish



PARENT AND COMMUNITY GOVERNOR VACANCIES

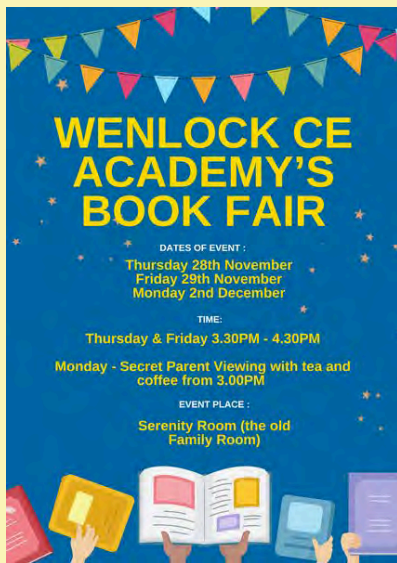
There are vacancies for a Parent and Community Governor at the school.

Please email:

admin@wenlockacademy.co.uk



WENLOCK BOOK FAIR



STUDYBUGS

Please get the free Studybugs app for reporting your child's absence due to illness.

<https://studybugs.com>



Report sickness, receive guidance, help improve children's health
See what illnesses are going around
Secure system, all communications encrypted

ATTENDANCE

Well done to Stellar who achieved the highest attendance for last week at 97.92%

The attendance for the whole school was 93.8%

Our School target is 97%





We are a Nut Free school for the safety of our children with nut allergies We would like to remind parents that most chocolate spread contains hazelnuts. Please can you remember to not put chocolate spread in the children's lunch boxes.

Electrical Recycling



We have an electrical recycling collection bin in the reception area of the school. Please see the poster below regarding which items can be recycled.

Uniform Exchange



Level Trust are always grateful for donations of pre-loved school uniform. There is a blue container in our school reception area which has details of uniform requested where items can be placed. Thank-you!

Road Safety



To keep children safe, please ensure that children are taught how to cross the road safely, especially outside school and where there is heavy traffic. A reminder that drivers must not stop on the yellow lines outside of the school.

Snacks



Many thanks for sending your children in with fruit and vegetables for snack times and for remembering not to send your children in with nut related products. Grapes and cherry tomatoes should be sent cut into quarters length-ways to avoid choking.



PARENT INFORMATION

PE TIMETABLE

Year group	PE Day	PE Day
Year 3 - Alpha	Tuesday	Friday
Year 3 - Omega	Tuesday	Friday
Year 3 - Genesis	Tuesday	Friday
Year 4 - Aurora	Wednesday	Thursday
Year 4 - Alina	Wednesday	Thursday
Year 4 - Vesper	Wednesday	Thursday
Year 5 - Lunar	Wednesday	Thursday
Year 5 - Solar	Wednesday	Thursday
Year 5 - Stellar	Wednesday	Thursday
Year 6 - Aviary	Tuesday	Friday
Year 6 - Arboreal	Tuesday	Friday
Year 6 - Aquarium	Tuesday	Friday

HOMWORK GRIDS

Year 3, 4 and 5 homework grids are live on the website and they will be found on the year group pages.

Year 6 homework has been sent home this week. This is due back to their class teacher on Tuesday.

Cashpot for Schools



Parentkind - the charity that supports school PTAs - have teamed up with Asda, who are making millions of pounds available to donate to primary schools across the UK through their, 'Cashpot for Schools' initiative - all you have to do is, opt in through the Asda Rewards app, choose our primary school and shop and scan in store or shop online at Asda.com, between 2nd September and the 30th November 2024. Asda will donate 0.5% of the value of your shop to our Primary School. Also every time someone opts in, Asda will give an additional £1 to the School Cashpot. Plus, it doesn't stop there - Asda are also giving £50 to every school to get them started.

Dinner Money

Please top up dinner money payments in advance of your child having school dinner.

The cost of school dinners is as follows:
£2.75 per day or £13.75 per week.

If you have a query relating to dinner money payment, you can contact the finance team on:
schooldinner@wenlockacademy.co.uk

HUMANS OF
LUTON

Don't bin them, recycle your old electricals

Anything with a plug, battery
or cable can be recycled and
turned into something new.

Bag up your electricals and
bring them to your school.
The school with the most
electricals collected will
have a chance to win a
cash prize!

Scan or search 'Recycle Your Electricals'
to find your local recycling points.



Together with

Luton



Children in Need



Children
in Need



**Donate on the
JustGiving link**

YEAR 3
CELTIC
HARMONY
INFORMATION
EVENING

**MONDAY 18TH
NOVEMBER 2024**

15:45



We hope to see you there!



WENLOCK CE ACADEMY'S BOOK FAIR

DATES OF EVENT :

Thursday 28th November
Friday 29th November
Monday 2nd December

TIME:

Thursday & Friday 3.30PM - 4.30PM

Monday - Secret Parent Viewing with tea and
coffee from 3.00PM

EVENT PLACE :

Serenity Room (the old
Family Room)



HAVE YOUR SAY ON WRAPAROUND CHILDCARE

Fill out our
short online
survey today



Luton

Have your say on our Wraparound Childcare Programme
Many Luton primary schools are now providing term-time
childcare from 8am and after school until 6pm for children from
reception to year 6 as part of the council's Wraparound
Childcare Programme.

We are seeking views from parents and carers about their
childcare needs and any barriers they face to accessing
affordable childcare so that we can improve wraparound
childcare across Luton.

[Complete our online survey](#)



Wenlock CE Academy's

Winter Wonderland

Friday 13th December 2024
3.00pm - 5.00PM

Wenlock CE Academy, Beaconsfield, Luton

Meet Father Christmas ~ Bottle
Tombola ~ Raffle ~ Chocolate
Tombola ~ Hot drinks ~ Cakes ~
and much more...

10 Top Tips for Parents and Educators ENCOURAGING CHILDREN TO CHOOSE RESPECT

Sometimes, differences between children can escalate into bullying, potentially impacting their mental health in a way that can persist into adulthood. While it's natural to disagree sometimes, teaching children the importance of respect is essential – especially in difficult situations. This guide provides strategies for encouraging considerate behaviour, even during a dispute, to foster a kinder, more inclusive environment for everyone.

1 LEAD BY EXAMPLE

As adults, we play a crucial role in modelling respectful behaviour for children: they observe and learn from our actions every day. Be mindful of the way you interact with others in front of children. Keep in mind that you should always approach others with an attitude of mutual respect, even if you disagree with them. Demonstrating this behaviour can influence young people and help them to handle their own conflicts in a healthy way.

2 AGREE TO DISAGREE

Make sure children know that it's fine to have differing opinions – and that disagreeing with someone doesn't mean you can't get along or respect each other's point of view. Help them understand that sometimes we can 'agree to disagree'. Using active listening skills when doing this can also help to build empathy and understanding of others.

3 PROMOTE ACTIVE LISTENING

Teach children about the importance of active listening: that is, making a genuine effort to listen to the other person's perspective without interrupting, before responding in a way that shows you understand their viewpoint, even (or perhaps especially) if you disagree with it. This makes people feel respected and allows for a better comprehension of their point of view, which in turn can make it easier for you to communicate your own opinions to them.

4 ENCOURAGE THE USE OF "I" STATEMENTS

If a child finds themselves in a disagreement with someone, it can be useful to encourage them to use "I" statements during the discussion. Framing their thoughts and feelings using statements like "I feel ..." or "I think ..." can help them avoid an accusatory tone and encourages them to take responsibility for their own emotions.

5 FOCUS ON BEHAVIOUR, NOT CHARACTER

When disagreements happen, encourage children to focus on critiquing and addressing the specific actions or behaviours that caused this upset, rather than attacking the person's character. For example, "I didn't like how you interrupted me" is better than "You're so rude". This can help children avoid hurting someone's feelings, which is likely to inflame the situation.

6 STAY CALM AND TAKE BREAKS

It's perfectly normal to feel upset during a disagreement – especially if it's getting heated. Remind children that if they feel overwhelmed, they should try to take deep breaths or even go for a short break to help them stay composed. If a conversation becomes too intense, remind them it's OK to suggest continuing it later or in a different setting. This can prevent things getting out of hand, allowing cooler heads to prevail.

7 START CONVERSATIONS ABOUT RESPECT

Talk openly to children about what respect means – to you and to them. Discuss how they might show respect to each other, to friends, to strangers and even to people we might disagree with. You could use examples of considerate or inconsiderate behaviour in books, films or TV to open discussions about the importance of giving others due regard.

8 SEEK COMMON GROUND

When a disagreement has occurred between children, they may find it hard to move past it. You can support them in finding a more positive way forward by helping identify areas of agreement or common ground with the other party. This can help to build bridges between differing opinions and foster a more cooperative atmosphere, as well as preventing those involved from demonising each other.

9 AVOID MAKING THINGS PERSONAL

It's important that we make it clear to children they must avoid name-calling, swearing or derogatory remarks in a disagreement with others. Respectful language sets a positive tone and helps keep the conversation productive. Reminding children to stay calm and take breaks – as mentioned previously – can help them avoid getting too emotional and saying or doing something hurtful.

10 REFLECT AND LEARN

After a child has had a disagreement, encourage them to reflect on the experience and think about what they can learn from it. What did they handle well? How might they improve their communication skills to handle conflicts more effectively in the future? You could use role play, writing and drawing pictures, or hypothetical examples to further develop their skills in showing respect during a disagreement.

Meet Our Expert

The Anti-Bullying Alliance (ABA) co-ordinate Anti-Bullying Week each year. ABA is a unique coalition of organisations and individuals, working together to achieve their vision to stop bullying and create safer environments in which children and young people can live, grow, play and learn. They welcome membership from any organisation or individual that supports this vision and support a free network of thousands of schools and colleges.



Source: See full reference list on guide page at: <https://nationalcollege.com/guides/choose-respect>

Smiley Sam and Santa

VISITING

Poets Estate
1 December

Hedley Rise
7 December
Quantock Rise
8 December

Whitehorse Vale
14 December
Barnfield Ave
15 December

Wardown
Crescent
21 December

Blakeney Drive
2 December

Cromer Way
9 December

Kirby Drive
16 December

Lalleford Road

Strathmore Hill Rise
3 December

Birdsfoot Lane
10 December

Chard Drive
17 December

Holford Way/
23 December

Avenue
3 December
Buckingham Drive
4 December

Limbury Mead
11 December

Austin Road
18 December

Stopsley
24 December

Ashwell Avenue
5 December
Northwell Drive
6 December

Turnpike Drive
12 December

Leamington Road
19 December

Bushmead
13 December

Farley Hill
20 December



Find out more ways
you can Fundraise
for Keech!



TRUST

HOME SCHOOL VALUES

This term we will be focussing in school on the value **TR**. We hope your family will find these ideas helpful as you explore the value and have fun together.

talk togetherR about Trust

Trust is a really important value. It must be earned. If we do not **trust** someone it is very hard to build a good friendship with them. Talk together about:

- people who you know that are **trustworthy**
- practical ways that we can show others that we are **trustworthy**
- why it is important to be able to **trust** others when working together as a team

think togetherR Words of Wisdom

Trusting someone is like knowing you can jump and they will be there to catch you!" *Amor*



Fascinating Facts

The Royal National Lifeboat Institute (RNLI)
 When the crew and passengers of boats get into difficulty at sea, they can **trust** the lifeboat crews from RNLI to try their very best to rescue them. Many of the crew and coastguards are volunteers.

- There are over 230 lifeboat stations all around the coast of Britain & Ireland
- Crews are on call 24 hours a day, every day of the year. They must be ready to drop what they are doing at a moments notice to go out on their lifeboat



Read togetherR ... The Storm on the Lake

The disciples were just exhausted. All day crowds and crowds of people had been following Jesus, listening as he taught them about God's love and watching as he healed people who were ill. Now the sun was beginning to set over the Sea of Galilee. Seeing how tired his friends were, Jesus said, "Let's get in a boat and go over to the other side of the lake."

They rowed away from the shore while Jesus went to the front of the boat and lay down. The waves lapped gently against the side of the boat, lulling Jesus into a peaceful sleep.

Suddenly the wind began to blow dark clouds across the sky. The waves weren't so gentle anymore. The little boat began to pitch and rock. The men looked anxiously across the lake. But Jesus still lay sleeping in the front of the boat.

The wind blew stronger. Great gusts rocked the boat. Spray from the waves soaked everyone inside. But still Jesus lay sleeping in the front of the boat.

By the time they reached the centre of the lake, the wind had turned into an angry gale that whipped the waves so high that they washed right over the boat. Jesus' friends were terrified. They thought they might drown. But still Jesus slept on.

Finally, one of Jesus' friends went and shook him awake. "Master," he cried, "aren't you sure if we drown?" Jesus looked around. He listened to the wind. He felt the cold, stinging spray of the waves. He saw the fear in the faces of his disciples.

Jesus stood, stretched out his arms to the wind and the waves, and commanded: "Peace! Be still!" At once the wind died down and the waves became completely calm. Turning to them, Jesus asked the disciples: "Why are you so afraid? Do you not trust me?"



Quiz Crack the code

Answer the clues to find the letter corresponding to each number and then fill in the message.

1. Jesus is a Jewish **_____**

2. He travelled **_____**

3. He was **_____**

4. He was **_____**

5. He was **_____**

6. He was **_____**

7. He was **_____**

8. He was **_____**

9. He was **_____**

10. He was **_____**

11. He was **_____**

12. He was **_____**

13. He was **_____**

14. He was **_____**

15. He was **_____**

16. He was **_____**

17. He was **_____**

18. He was **_____**

19. He was **_____**

20. He was **_____**



Knot tying is an important skill for every crew member on board a sailing ship. For the various parts of the sails and rigging different knots are used and the crew have to **trust** that the knots are tied properly and will hold.


We all use knots occasionally to hold something securely in place.

See if you can master these knots:

A Clove Hitch knot, to secure a rope to a post.



A Reef knot to join 2 ropes together.

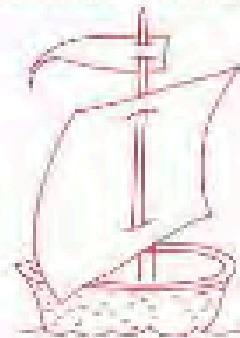


home-school challenge

Build a Boat

This term's Home School Value has a watery theme. The challenge is to use scrap materials to construct a boat that floats and has a working sail.

Create a draught (eg by blowing or using a life pump) to check that the sail really does catch the wind and move the boat across the water.



☆ hall of Fame

Ernest Shackleton

From the time that he was a small boy Ernest Shackleton longed to go to sea. At sixteen he got his chance and joined the crew of a ship sailing to and from the Far East and America. This was the start of an amazing life of daring and discovery.

In December, 1914, Shackleton set out on perhaps his most famous voyage. It was his third expedition to Antarctica. His

ship was called the "Endurance" and his mission to travel 1600 miles across Antarctica. Just 5 weeks later, "Endurance" became frozen in pack ice, unable to move. After being stuck for months the boat began to buckle, crushed by the ice. The crew was forced to abandon ship. They set up camp on an ice floe, but this was too dangerous so Shackleton and his men set out in three lifeboats. After six days, the men reached an isolated, uninhabited spot called Elephant Island.

Shackleton knew that for his men to survive, he must fetch help from a whaling station. It was 800 miles away but it was

their only hope! Putting their **trust** complete trust in him and knowing their leader would return if it was humanly possible, the men watched as Shackleton and four others rowed away. Six long months followed before Shackleton was finally able to rescue his men 126 days later, after a journey of nearly 1600 miles.

Shackleton's courage and the trust he inspired in his men live on in legend.