

# Wenlock's Weekly Round-Up

'With God's love, we are lights for the world.'



This Terms Value is:  
**TRUST**

## KEY DATES

- **Wednesday 27th November** Post reports Parent Drop-In: 3.45 - 5.30pm
- **Friday 29th November** Winter Wonderland Non-Uniform Day
- **Monday 2nd December** Y3 trip to Celtic Harmony
- **Monday 9th December** School Council Conference, 3 pupils attending
- **Thursday 5th December** Y6 National Childhood Measurement Programme
- **Thursday 5th December** Winter Wonderland Non-Uniform Day
- **Thursday 5th December** Winter Disco - 3.30 to 7.00pm (see poster below)
- **Friday 13th December** Y6 attending Elf the Musical at QES
- **Friday 13th December** Wenlock Winter Wonderland in School 3.00 - 5.00pm
- **Tuesday 17th December** Nativity at St. Mary's Church - Y3 Parents warmly invited, 10.00am start
- **Tuesday 17th December** Christmas dinner and Christmas Jumper day
- **Wednesday 18th December** Y3 and Y4 Believe and Achieve awards 9.15am
- **Thursday 19th December** Y5 and Y6 Believe and Achieve awards 9.15am
- **Friday 20th December** Last day of term 1.45pm finish

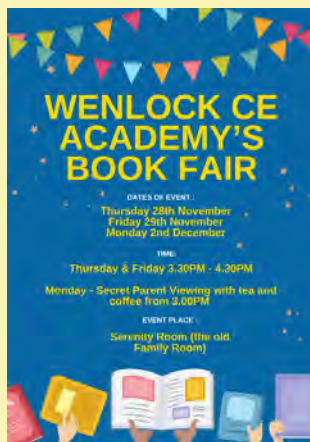
## PARENT AND COMMUNITY GOVERNOR VACANCIES

There are vacancies for a Parent and Community Governor at the school.

Please email:  
admin@wenlockacademy.co.uk



## WENLOCK BOOK FAIR



## STUDYBUGS

Please get the **free Studybugs app** for reporting your child's absence due to illness.

<https://studybugs.com>



Report sickness, receive guidance, help improve children's health  
See what illnesses are going around  
Secure system, all communications encrypted

## ATTENDANCE

Well done to Aurora who achieved the highest attendance for last week at 99.29%

The attendance for the whole school was 95.12%  
Our School target is 97%





We are a Nut Free school for the safety of our children with nut allergies We would like to remind parents that most chocolate spread contains hazelnuts. Please can you remember to not put chocolate spread in the children's lunch boxes.

## Electrical Recycling



We have an electrical recycling collection bin in the reception area of the school. Please see the poster below regarding which items can be recycled.

## Uniform Exchange



Level Trust are always grateful for donations of pre-loved school uniform. There is a blue container in our school reception area which has details of uniform requested where items can be placed. Thank-you!

## Road Safety



To keep children safe, please ensure that children are taught how to cross the road safely, especially outside school and where there is heavy traffic. A reminder that drivers must not stop on the yellow lines outside of the school.

## Snacks



Many thanks for sending your children in with fruit and vegetables for snack times and for remembering not to send your children in with nut related products. Grapes and cherry tomatoes should be sent cut into quarters length-ways to avoid choking.



## PARENT INFORMATION

### PE TIMETABLE

Year group	PE Day	PE Day
Year 3 - Alpha	Tuesday	Friday
Year 3 - Omega	Tuesday	Friday
Year 3 - Genesis	Tuesday	Friday
Year 4 - Aurora	Wednesday	Thursday
Year 4 - Alina	Wednesday	Thursday
Year 4 - Vesper	Wednesday	Thursday
Year 5 - Lunar	Wednesday	Thursday
Year 5 - Solar	Wednesday	Thursday
Year 5 - Stellar	Wednesday	Thursday
Year 6 - Aviary	Tuesday	Friday
Year 6 - Arboreal	Tuesday	Friday
Year 6 - Aquarium	Tuesday	Friday

### HOMEWORK GRIDS

Year 3, 4 and 5 homework grids are live on the website and they will be found on the year group pages.

Year 6 homework has been sent home this week. This is due back to their class teacher on Tuesday.

### Cashpot for Schools



Parentkind - the charity that supports school PTAs - have teamed up with Asda, who are making millions of pounds available to donate to primary schools across the UK through their, 'Cashpot for Schools' initiative - all you have to do is, opt in through the Asda Rewards app, choose our primary school and shop and scan in store or shop online at Asda.com, between 2nd September and the 30th November 2024. Asda will donate 0.5% of the value of your shop to our Primary School. Also every time someone opts in, Asda will give an additional £1 to the School Cashpot. Plus, it doesn't stop there - Asda are also giving £50 to every school to get them started.

## Dinner Money

Please top up dinner money payments in advance of your child having school dinner.

The cost of school dinners is as follows:  
£2.75 per day or £13.75 per week.

If you have a query relating to dinner money payment, you can contact the finance team on:  
[schooldinner@wenlockacademy.co.uk](mailto:schooldinner@wenlockacademy.co.uk)





Wenlock CE Academy's

# WINTER DISCOS

THURSDAY 5TH DECEMBER 2024  
YEARS 3 & 4 - 3.30 PM - 4.45PM  
YEARS 5 & 6: 5.00 - 6.15PM

£3.50 per child  
Payable on Arbor Shop

Price includes drink and sweet snack.





HUMANS OF  
LUTON

# Don't bin them, recycle your old electricals

Anything with a plug, battery  
or cable can be recycled and  
turned into something new.

Bag up your electricals and  
bring them to your school.  
The school with the most  
electricals collected will  
have a chance to win a  
cash prize!

Scan or search 'Recycle Your Electricals'  
to find your local recycling points.



Together with

**Luton**




# FESTIVE FUN

17th December

**Roast Turkey & Stuffing  
or  
Cheesy Cauliflower & Leek Puff Pastry  
Wreath**

**Roasties, Xmas Vegetable Medley, Gravy & Yorkshire Pudding**

**Decorative Christmas Jumper Cookie**







# WENLOCK CE ACADEMY'S BOOK FAIR

DATES OF EVENT :

Thursday 28th November  
Friday 29th November  
Monday 2nd December

TIME:

Thursday & Friday 3.30PM - 4.30PM

Monday - Secret Parent Viewing with tea and  
coffee from 3.00PM

EVENT PLACE :

Serenity Room (the old  
Family Room)



# HAVE YOUR SAY ON WRAPAROUND CHILDCARE

Fill out our  
short online  
survey today



**Luton**


**Have your say on our Wraparound Childcare Programme**

**Many Luton primary schools are now providing term-time childcare from 8am and after school until 6pm for children from reception to year 6 as part of the council's Wraparound Childcare Programme.**

**We are seeking views from parents and carers about their childcare needs and any barriers they face to accessing affordable childcare so that we can improve wraparound childcare across Luton.**

**[Complete our online survey](#)**





# FEEDING BACK

**We would like to hear  
about your school  
catering experience!**

**Turn over to let us know your thoughts.**

# Scan the QR code to leave your feedback



Email: [info@aspens-services.com](mailto:info@aspens-services.com)  
Web: [aspens-services.co.uk](http://aspens-services.co.uk)







Wenlock CE Academy's

# Winter Wonderland

Friday 13th December 2024  
3.00pm - 5.00PM

Wenlock CE Academy, Beaconsfield, Luton

Meet Father Christmas ~ Bottle  
Tombola ~ Raffle ~ Chocolate  
Tombola ~ Hot drinks ~ Cakes ~  
and much more...



## Give children a different way in to reading.

Dear Parent/Carer,

Audiobooks can support reading for pleasure in your setting by offering children the independence to choose books they want to listen to.

Our Official Audio Partner, Yoto, have designed an award-winning Audiobook Player that children can enjoy on their own or together.

Explore [Yotoplay.com](https://www.yotoplay.com) to find out more about Yoto Players, accessories and a library of over 1200+ audio cards, to see how much Yoto can bring to your learning environment. Benefit from a **20% discount** on all products before 24th November (use code **WBD2024** at checkout). There is also a wealth of free content available on the app plus the Yoto Daily podcast to enjoy!

A range of **free audiobooks**, including Yoto Originals, are also available on the World Book Day [World of Stories page](#).



# Smiley Sam and Santa

## VISITING

Poets Estate  
1 December

Hedley Rise  
7 December  
Quantock Rise  
8 December

Whitehorse Vale  
14 December  
Barnfield Ave  
15 December

Wardown  
Crescent  
21 December

Blakeney Drive  
2 December

Cromer Way  
9 December

Kirby Drive  
16 December

Lalleford Road

Strathmore Hill Rise  
3 December

Birdsfoot Lane  
10 December

Chard Drive  
17 December

Holford Way/  
23 December

Avenue  
3 December  
Buckingham Drive  
4 December

Limbury Mead  
11 December

Austin Road  
18 December

Stopsley  
24 December

Ashwell Avenue  
5 December  
Northwell Drive  
6 December

Turnpike Drive  
12 December

Leamington Road  
19 December

Bushmead Farley Hill  
13 December

20 December



Find out more ways  
you can Fundraise  
for Keech!



# 10 Top Tips for Parents and Educators EDUCATING CHILDREN ON SPENDING AND SAVING

Evidence shows that children's spending habits begin to form as early as seven years old. With primary schools in England not required to teach financial literacy, many young people are reaching adulthood without knowing the basics of budgeting. This guide explains how to teach young people about money in a practical way, giving them the understanding to become savvy spenders and savers.

## 1 PROVIDE POCKET MONEY

Giving children money – even a small amount – can help them learn to make their own budgeting decisions about how to spend or save it. Research shows that youngsters who receive pocket money are more likely to become adults with strong financial skills and significantly less debt.

## 2 USE A PREPAID CARD

Being able to pay by card is essential these days, with some retailers not accepting cash since the pandemic. Prepaid debit cards are available for children from the age of six, allowing them to get used to spending like they will as adults with no risk of dipping into an overdraft. Learning about money is like learning to swim – you need to get in the pool and have a go!

## 3 PRACTISE BORROWING

Although most borrowing is only available to over 18s, kids need to understand how debt and interest works before they become adults and get exposed to credit cards or 'buy now, pay later' schemes. For a safe means of teaching them about this, parents could offer them extra pocket money but explain that it needs to be paid back by a certain date, plus an extra couple of pounds as interest.

## 4 ENCOURAGE OPEN CONVERSATION

Chatting about money and how much things cost will teach children that finance is a part of everyday life and not some "scary adult thing". Parents can involve them in budgeting for the weekly shop, for example, working together to get everything on the list while keeping the total below a certain number. Letting young ones make spending decisions in a safe space can build up their confidence regarding money.

## 5 DISCUSS THE PRESSURE TO SPEND

Whether it's a YouTube ad or a hint of envy at a friend's recent purchase, spending triggers are everywhere. Encourage children to notice how clever shop designs (like placing sweets at the checkout) and others such as '2 for 1' deals entice us to spend more. Challenge them to resist impulse buys by getting them to sleep on it before deciding to spend.

## 6 TELLING 'NEED' FROM 'WANT'

Learning how to prioritise spending is an important life skill: the difference between life's essentials and "nice to haves" is key to budgeting. If children planer you for meals while shopping, it's the perfect time to say: "That's a want. We're getting our needs first." You could show how you budget for food, essentials and so on before buying fun things.

## 7 ENCOURAGE SAVING

Getting children saving early can set them up with a useful habit for their adult life. Suggest that they set something aside every time they receive money and help them set a target for how much to put away, so they feel motivated to continue. For example, encouraging them to save for a friend's birthday gift can get children much more invested in what they buy.

## 8 SPARK INTEREST IN INTEREST

Motivate children by telling them about interest: you can describe it as a reward for saving money. Explain how everything they put away will grow over time. As an exciting example, explain that if doubled every day for a month would amount to approximately £12 million. Some prepaid cards for young people also offer interest; parents and carers could also add a little to supplement what their child saves and show how it works.

## 9 PAYING FOR CHORES

This is a complex debate with no right or wrong answer: it depends on what works for each individual family. However, it can be one of the best ways to teach children that money needs to be earned and helps to create more mindful spenders. If parents aren't keen on paying for everyday chores, they could ask the children to suggest their own ideas for earning a little extra.

## 10 PROTECT CHILDREN FROM SCAMS

Scams are a terrifyingly easy way to lose money, and children are generally more likely to be taken in due to a lack of experience with these financial criminals. As a minimum, make sure they're aware of the most common scams they could be exposed to – by text, email and phone. For instance, young people should tell a trusted adult about any unexpected message or call and never give out their personal information.

## Meet Our Expert

GoHenry is a prepaid debit card and financial education app with a mission to make every young person smart with money. Co-founder and CEO Louise Hill is a passionate campaigner for better financial literacy among school children and strongly believes that money management is a crucial life skill.



#WakeUpWednesday

The National College

Source: See full reference list on guide page at: <https://nationalcollege.com/guides/spending-and-saving>

@wake\_up\_weds

/www.thenationalcollege

@wake.up.wednesday

@wake.up.weds

Users of this guide do so at their own discretion. No liability is entered into. Current as of the date of release: 20.8.2024



# TRUST

HOME SCHOOL VALUES

This term we will be focussing in school on the value **Trust**. We hope your family will find these ideas helpful as you explore the value and have fun together.

## talk togetherR about Trust

**Trust** is a really important value. It must be earned. If we don't **trust** someone it is very hard to build a good friendship with them. Talk together about:

- people who you know that are **trustworthy**
- practical ways that we can show others that we are **trustworthy**
- why it is important to be able to **trust** others when working together as a team

## think togetherR Words of Wisdom

"**Trusting** someone is like knowing you can jump and they will be there to catch you!"  
Aron



## Fascinating Facts

### The Royal National Lifeboat Institute (RNLI)

When the crew and passengers of boats get into difficulty at sea, they can **trust** the lifeboat crews from RNLI to try their very best to rescue them. Many of the crew and coastguards are volunteers.

- There are over 230 lifeboat stations all around the coast of Britain & Ireland.
- Crews are on call 24 hours a day, every day of the year. They must be ready to drop what they are doing at a moments notice to go out on their lifeboat.



## Read togetherR ... The Storm on the Lake

The disciples were just exhausted. All day crowds and crowds of people had been following Jesus, listening as he taught them about God's love and watching as he healed people who were ill. Now the sun was beginning to set over the Sea of Galilee. Seeing how tired his friends were, Jesus said, "Let's get in a boat and go over to the other side of the lake."

They rowed away from the shore while Jesus went to the front of the boat and lay down. The waves lapped gently against the side of the boat, lulling Jesus into a peaceful sleep.

Suddenly the wind began to blow dark clouds across the sky. The waves weren't so gentle anymore. The little boat began to pitch and rock. The men looked anxiously across the lake. But Jesus still lay sleeping in the front of the boat.

The wind blew stronger. Great gusts raked the boat. Spray from the waves soaked everyone inside. But still Jesus lay sleeping in the front of the boat.

By the time they reached the centre of the lake, the wind had turned into an angry gale that whipped the waves so high that they washed right over the boat. Jesus' friends were terrified. They thought they might drown. But still Jesus slept on.

Finally, one of Jesus' friends went and shook him awake. "Master," he cried, "don't you care if we drown?" Jesus looked around. He listened to the wind. He felt the cold, stinging spray of the waves. He saw the fear in the faces of his disciples.

Jesus stood, stretched out his arms to the wind and the waves, and commanded: "Peace! Be still!" At once the wind died down and the waves became completely calm. Turning to them, Jesus asked the disciples:

"Why are you so afraid? Do you not trust me?"

www.cery.com.au/faith/13/44



## Quiz Crack the code

Answer the clues to find the letter corresponding to each number and then fill in the message.

Thrown in a boat game

1 2 3 4

Don't be stored in his

5 6 7

Order first date

8 9 10 11 12

Used to carry money

13 14 15 16

Break the code to discover the message in the story:

17 18 19 20 21 22 23 24 25 26 27 28

29 30 31 32 33 34 35 36 37 38



Knot tying is an important skill for every crew member on board a sailing ship. For the various parts of the sails and rigging different knots are used and the crew have to **trust** that the knots are tied properly and will hold.


We all use **wores** occasionally to hold something securely in place.

See if you can master these knots!

A Clove Hitch knot, to secure a rope to a post.



A Reef knot to join 2 ropes together.

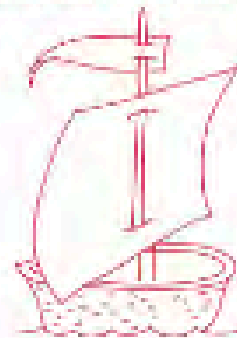


## home-school challenge

### Build a Boat

This term's Home School Value has a watery theme. The challenge is to use scrap materials to construct a boat that floats and has a working sail.

Create a draught (jog by blowing or using a lilg pump) to check that the sail really does catch the wind and move the boat across the water.



## ☆ hall of Fame

### Ernest Shackleton

From the time that he was a small boy Ernest Shackleton longed to go to sea. At sixteen he got his chance and joined the crew of a ship sailing to and from the Far East and America. This was the start of an amazing life of daring and discovery.

In December, 1914, Shackleton set out on perhaps his most famous voyage. It was his third expedition to Antarctica. His

ship

was called the "Endurance" and his mission to travel 1500 miles across Antarctica. Just 5 weeks later, "Endurance" became frozen in pack ice, unable to move. After being stuck for months the boat began to buckle, crushed by the ice. The crew was forced to abandon ship. They set up camp on an ice floe, but this was too dangerous so Shackleton and his men set out in three **lifeboats**. After six days, the men reached an isolated, uninhabited spot called Elephant Island.

Shackleton knew that for his men to survive, he must fetch help from a whaling station. It was 800 miles away but it was

his

only hope! Putting their **trust** complete trust in him and knowing their leader would return if it was humanly possible, the men watched as Shackleton and four others rowed away. Six long months followed before Shackleton was finally able to rescue his men 126 days later, after a journey of nearly 1600 miles.

Shackleton's courage and the trust he inspired in his men live on in legend.